

MK718L PUBLIC MODE

4 DIAL MECHANICAL COMBINATION LOCK



MK718LPM

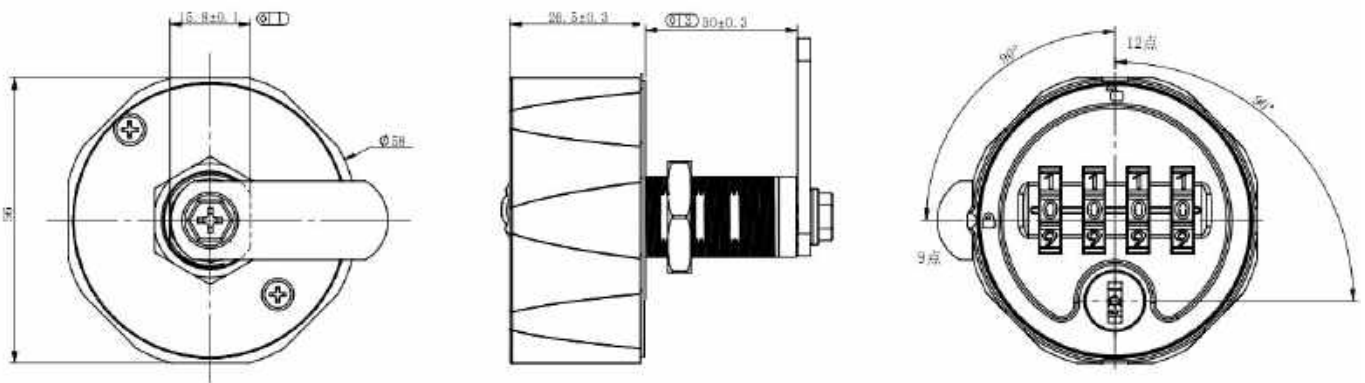
Mechanical Combination Lock



FEATURES

- Full Metal Lock Body
- Master Key Over-Ride
- Retrieve forgotten code
- Public Mode : The dials return to 0-0-0-0 automatically, when locked

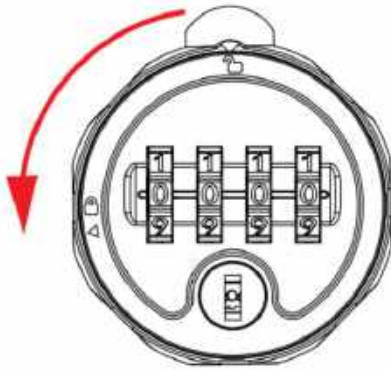
TECHNICAL DRAWING



MK718LPM

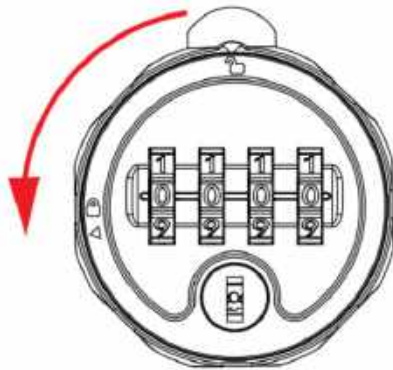
Mechanical Combination Lock

User Instructions



TO LOCK:

Turn the knob to the unlock position
ENTER any 4-digit code (1-1-1-1)
Then turn the knob to the lock position
The dials will scramble to 0-0-0-0
The lock is set successfully.



TO UNLOCK:

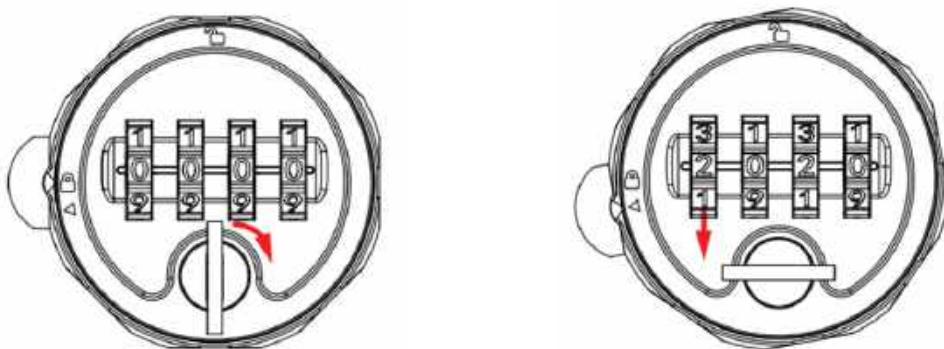
ENTER your User Code 1-1-1-1, turn the knob to the unlock position the Dials return to 0-0-0-0 automatically
The lock will now remain open ready for the next user.

Next User can enter a fresh 4 Digit Code

MK718LPM


Mechanical Combination Lock

Recovering Lost / Forgotten Code



1. Insert the Master Key and turn right 90°
2. Scroll each dial from up to down unit it stops on a dedicated number
3. The final code displayed is the current code

The Lost Code has been recovered

4. Remove the key from the lock
5. Turn the knob to the unlocked position 
6. The lock is now reset ready for the next New User